




 **High quality antennas**
- Made in Norway



COMROD
Reaching further





ONE OF THE WORLD'S LEADING MANUFACTURERS OF COMMUNICATION ANTENNAS!

AND ALWAYS OF UNCOMPROMIZING STANDARDS

Each COMROD antenna is tested 100% electrically before shipping. With so much relying on our antennas, nothing can be left to chance. That is why Comrod antennas withstand 125 mph (55 m/sec.) winds and have a high life time expectancy of at least 20 years.

Our commitment to quality has made COMROD the #1 antenna for the World's commercial fleet over 300 GRT. There is no reason why the same should not happen with the professional fleet under 300 GRT.

COMROD antennas are made with relentless attention to detail, thus ensuring optimum performance and reliability year after year under even the most extreme conditions.

COMROD's antenna conductors are completely enclosed in polyurethane foam which fixes them firmly thus preventing breakage due to vibration. This polyurethane foam also eliminates condensation that keeps the conductor corrosion free – for life.

The polished surface of the outer tube is covered by a flexible UV resistant polyurethane lacquer for strength and durability.

COMROD antennas come complete with mounts and accessories.



**We needed the best antenna there was.
We put it through tough tests and it came out
on top every time. We, the RNLI
(Royal national lifeboat institute, uk),
have to rely on both personell and equipment.**

There is no room for second best!

AV90BI16-2

16ft VHF antenna
9db - two sections

- Frequency range: 156 - 162 Mhz
- Power rating: 100 W

Ref no. AV90BI16-2: 014170

Matching the following SSB
antennas AT53TS16-2 (001595)

AV90D16-2: 014180
AV90M16-2: 014190

Optional Rupp collar™



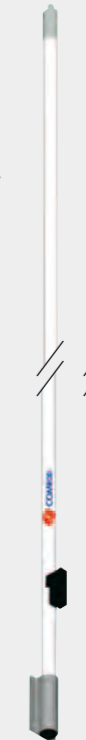
AT92M

30ft (9 mtr) High quality transmitting
antenna for marine coastal
and HF telephony bands. Specially
designed to satisfy the demands on
the GMDSS

- Frequency range
1,6 - 30 MHz
- Power rating
1,5 kW PEP
- Design
Self supporting fiberglass rod
with aluminum mount bracket
and Stainless Steel U-bolts inclu-
ded

For other specifications -
ask for a datasheet.

Ref. no 001516



AT82 - AR82M AT72 - AR72M AT62 - AR62M

HF/SSB antenna specially designed to
satisfy the demand on the GMDSS

- Design:
Self supporting fiber glass rod:
- with aluminum mount and U-bolts
in Stainless Steel or
- deck mount with
HMC flange
- 2 sections
- Frequency range:
0.15 - 30 MHz
- Power rating: 1,5 kW PEP

AT82 26ft. (8 mtr)
Ref. no 001510
AT82D Deck mount
Ref. no 001570

AT72 23ft (7 mtr)
Ref. no 001512
AT72D Deck mount
Ref. no 001572

AR62 20ft (6 mtr)
Ref. no 001524
AR62D Deck mount
Ref. no 001584

Other specifications -
ask for a datasheet.

Check our datasheet; axby.pdf for
other modular antennas



AV62-M9


9,5ft (2,9 mtr) High quality VHF
antenna. Designed for Maritime VHF
Radiotelephone services on
board vessels and craft where
demands are very high.

- Frequency range:
156 - 159 MHz, VSWR < 1.5:1
153 - 162 MHz, VSWR < 2:1
- Power rating: 100W
- Gain: 4 dBi
- Design:
Collinear 5/8 λ phased brass elements

Suggested installation: To bulkhead by means of
4 holes in the aluminum bracket. To a mast or
tube with U-bolts. Aluminum bracket, U-bolts in
Stainless Steel are included

For other specifications -
ask for a datasheet.

Reference no 014650



AV6K/AV6K-U

4,7ft (1,4 mtr) High quality
heavy duty VHF antenna.
Designed to withstand the hardest
conditions imaginable at sea.


- Frequency range:
156 - 162 MHz, VSWR < 1.5:1
153 - 170 MHz, VSWR < 2:1
- Power rating: 200W
- Gain: 2dBi
- Design: Center fed coaxial dipole

The installation hard ware is made of hot dip gal-
vanized steel and is included.

For other specifications -
ask for a datasheet.

AV6K - N connector female:
Ref. no 014200

AV6K-U/UHF connector female:
Ref. no 014500



AV7M

4,3ft (1,3 mtr) High quality VHF antenna.
May be installed on all kinds of vessels.

- Frequency range:
156 - 162 MHz, VSWR < 1.5:1
144 - 165 MHz, VSWR < 2:1
- Power rating: 100 W
- Gain: 2dBi
- Design: Center fed coaxial dipole

The mounting bracket is made of aluminum.
U-bolts in Stainless Steel and rubber cap for
protection of the connector - are included.

For other specifications -
ask for a datasheet.

Ref. no 014600



AT57M

19ft (5.7 mtr) Transceiving HF/SSB antenna specially designed for medium sized commercial vessels to satisfy the demands on GMDSS

- Design: Self supporting fiberglass rod with aluminum bracket. Stainless Steel U-bolts included
- Frequency range: 0.15–30 MHz
- Power rating: 1 kW PEP

Other specifications – ask for a datasheet.

Ref. no 001600



AR55M/AR55MT

18ft (5.4 mtr). An efficient self supporting fiberglass receiving antenna for MF, marine coastal and HF bands. This antenna can be supplied with protection against static discharges that can harm the receiver.

- Design: Self supporting fiberglass whip with bronze armature for mounting and connection.
- Frequency range: 0.15–30 MHz
- Suitable cable: RG8, RG213 or similar

Other specifications – ask for datasheet.

AR55 - Ref. no 011100
AR55T - Ref. no 011400



AR42M/AR42MT

13.7ft (4.1mtr) receiving antenna for the marine coastal and HF communication frequencies. The “T” version is equipped with a transformer which increases signal strength 9 times at low frequencies.

- Design: Self supporting fiberglass rod with aluminum bracket, U-bolts in Stainless Steel included
- Frequency range: 0.15–30 MHz
- Suitable cable: RG8, RG213 or similar.

Other specifications – ask for datasheet.

AR42 - Ref. no 010850
AR42T - Ref. no 010860



AV19M

5,5 ft Ground-Air VHF Communication antenna

- Frequency range: 118–136 Mhz
- Power rating : 100 W
- Gain: 2 Dbi
- Design: Selfsupporting centered coaxial dipole

The installation hardware is made of hot dipped galvanized steel, and is included.

For other specifications: Ask for a datasheet

Ref no. 014720



AV55 SERIES WLAN


High quality, high gain antenna for wireless LAN that complies with IEEE802.11g.

- Frequency range: 2400–2480 MHz
- VSWR: 1.8
- Power rating: 5 W
- Gain 8 dBi

For other specifications; Ask for a datasheet

Optional:

COME IN TWO VERSIONS: 4ft and 8ft.



BI VERSION:

- Have UNS 1”x14 Stainless Steel female ferrules
- Have integrated BNC female coaxial connector
- Include “Cable tool” that fits around the male connector and cable – allowing an easy cable connection
- BNC connector allow antenna to be turned without twisting cable when installed
- Suitable Cable: RG58
- Radiating elements completely enclosed in polyurethane foam within the fiberglass tube
- Suggested mount: All standard mounting 1”x14 mounting accessories and Comrod extension masts

AV10023-M2

(M, D or TS types are available)

23ft high gain 2 section VHF antenna made for installation on all kinds of vessels.

- Frequency range: 156–162 MHz.
- Gain: 10 dB
- Design: Self supporting fiberglass rod with various mounting solutions: Mast mount, deck mount and 1”x14 base (TS -Requires side support 1,5” up). For more information, ask for a datasheet.
- This antenna comes in a 2-section type also. Contact the manufacturer for more information.

Ref numbers 2 sections antennas:
AV100M23-2 Ref. no 014250
AV100D23-2 Ref. no 014260
AV100BI23-2 Ref. no 014230

Optional Rupp collar™

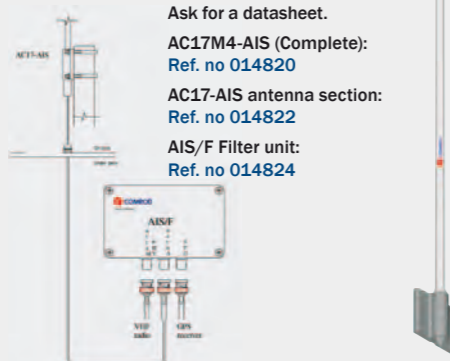


AC17M4-AIS

4 ft (1,25 mtr) combined GPS and marine VHF antenna for Automatic Identification System transponders. A signal splitter (AIS/F) for separating the VHF and GPS signal comes with the antenna.

- Frequency range: VHF: 156–162 MHz, VSWR < 2:1
GPS: 1575,42 MHz, L1
- Power rating VHF: 25 W
- Gain VHF: 1 dBi
- GPS: 20 dB Pre amplifier
- Design: The mounting bracket is made of aluminium. U-bolts in stainless steel, and a rubber cap for protection of the connector – are included.

For more details; Ask for a datasheet.
AC17M4-AIS (Complete): Ref. no 014820
AC17-AIS antenna section: Ref. no 014822
AIS/F Filter unit: Ref. no 014824



AR10A/MF

3,5ft active marine receiving whip for a Navtex or DGPS receiver.

- Frequency range: 0,25–2,5 Mhz
- Polarization: Vertical
- Impedance: 50_
- Supply voltage: 9–15 V
- Design: Selfsupporting fiberglass rod with an aluminum bracket w/stainless steel fixing hardware included.

For other specifications: Ask for a datasheet.

Ref no. 010200



COMROD - QUALITY MADE IN NORWAY



AT100 SERIES

33ft (10 mtr) deck mount, high quality transmitting antenna for marine coastal and HF telephony bands.

- Frequency range: 1.6–30 MHz
- Power rating: 1.5 kW PEP
- Design: Self supporting fiberglass rod with stainless steel flange.
- Wind rating: 125 mph. (55 m/s)
- 2 sections:
 - Base: ATB50: 17ft (5.1 mtr)
 - Top: APB50: 16ft (4.9 mtr)

For other specifications – ask for a datasheet.

Side feed - D/S: Ref. no 001705
End feed - D: Ref. no 001700



AT73TS24-3

24 ft (7,3mtr) SSB – three section. A high quality fiberglass HF antenna for marine coastal and SSB telephony bands. It is designed for use on pleasure craft, but the high quality means it may be used on all kinds of vessels.

- Frequency range: 1.6–30 MHz
 - Power rating: 1 kW PEP
- To be mounted at the superstructure with UNS1"x14 base, and a 1^{1/2}" support at least 0,5m above the base.

Support and base not included

Ref. no 001598

Extension masts:
EXT base sec: 001475
EXT mid sec: 001465
AV-C2 adapter: 014798

Matching VHF AV60BI: 014632

Optional Rupp collar™



AT53 SERIES

16 ft (4.9mtr) SSB two sections. A high quality fiberglass HF antenna for marine coastal and SSB telephony bands. It is designed for use on pleasure craft, but the high quality means it may be used on all kinds of vessels.

- Frequency range: 1.6–30 MHz
- Power rating: 1 Kw PEP

Ref. no
AT53 TS16-2: 001595
AT53 D16-2: 001430
AT53 M16-2: 001425

Matching VHF: AV90

Also available as 23ft version (AT73TS23-2)

Optional Rupp collar™



EXTENSION MAST VHF/UHF

Comrod extension mast is a reinforced, lightweight, dielectric antenna mast system consisting of 2 tubular fiberglass sections. It is designed for use on pleasure craft, but the high quality means it may be used on all kinds of vessels.

This masts are designed for Comrod's VHF and UHF models – BI.

- Design: All visible ferrules are made of Stainless Steel
- Bottom section: 8ft. (2.45 mtr)
- Mid section: 8ft. (2.45 mtr)
- Tension reliever: To eliminate pull from the weight of the cable

Mounting: The extension mast is mounted at the superstructure with UNS 1"x14 base, and 1^{1/2}" support at least 1.5ft. (0.5mtr) above the base. Support and base not included.

UPS shippable.

Ref. base section: 014940
Ref. mid section: 014942
Complete: 014938

Optional Rupp collar™



AV51BI4/AV51P4

4ft (1.25 mtr) High quality VHF antenna. Designed to be used on board pleasure craft.

- Frequency range: 156–162 MHz, VSWR < 1.5:1
145–165 MHz, VSWR < 2:1
- Power rating: 100 W
- Gain: 3 dB
- Design: Coaxial dipole, brass elements

For other specifications – ask for a datasheet.

-BI version: Ref. no 014615
-P version: Ref. no 014610

AV60BI8/AV60P8

8ft (2.45mtr) VHF – high quality gain antenna. Designed to be used on board pleasure craft.

- Frequency range: 156–159 MHz, VSWR < 1,5:1
159–162 MHz, VSWR < 2:1
- Power rating: 100 W
- Gain: 6 dB
- Design: Collinear 5/8 λ phased brass elements

For other specifications – ask for a data sheet.

-BI version: Ref. 014632
-P version: Ref. 014630



Comrod VHF and UHF antennas for pleasure craft have two installation/mounting alternatives: -BI and -P version:

-BI version:

- Have UNS 1"x14 Stainless Steel female ferrules
- Have integrated BNC female coaxial connector
- Include "Cable tool" that fits around the male connector and cable – allowing an easy cable connection
- Have BNC connectors allowing the antennas to be turned without twisting cable when installed
- Suitable Cable: RG58
- Come with radiating elements completely enclosed in polyurethane foam within the fiberglass tube
- Suggested installation: All standard mounting 1"x14 mounting accessories and Comrod extension masts

-P version:

- BSP 1"x11 Stainless Steel nut
- Suggested installation:
 - On a pipe with BSP 1"x11 female UNS threads.
 - When using adapter tube the -P version may make use of all standard mounting accessories and Comrod extension masts
- UHF – connector on VHF antennas
- N – connector on UHF antennas
- Radiating elements completely enclosed in polyurethane foam within the fiberglass tube
- Suitable cable: RG58, RG8, RG213

All VHF and UHF antennas are designed for use on pleasure craft, but the high quality means it may be used on all kinds of vessels.


AC11-BI & AC11-BI/US AC11-P & AC11-P/US

4ft (1.25 mtr) High quality combined VHF & UHF antenna.

- Frequency range: 156–162 MHz, 825–895 MHz, (US frequencies) 890–960 MHz, (European frequencies)
- VSWR: < 2:1
- Power rating: 50 W on VHF and 25 W on UHF
- Gain: 3 dB
- Design: Dual centered coaxial dipole, brass elements

For other specifications – ask for a datasheet.

-BI/US version: Ref. no 014738
-BI version: Ref. no 014736
-P/US version: Ref. no 014732
-P version: Ref. no 014730



AV17P4

4ft (1.25 mtr) High quality marine UHF antenna. Designed for cellular telephone service including GSM

- Frequency range: 825–895 MHz, VSWR < 2 (US frequencies) 890–960 MHz VSWR < 2 (European frequencies)
- Power rating: 100 W
- Gain: 6 dB
- Design: Stacked dipole brass elements

For other specifications – ask for a datasheet.

-P version:
4ft Ref. no 014675




AC21 SERIES

Multi Band Cellular and WLAN Antenna

- Frequency range: 820–960 MHz, 1710–2500 MHz, 1850–1990 MHz
- Power rating: 5 W
- Gain: See details on the datasheet.
- Design: Dipole with a coaxial choking sleeve to suppress cable radiation. Radiating elements completely enclosed in polyurethane foam within a fiberglass tube.

For other specifications – ask for a datasheet.

Ref. No 014855 AC21P2
Ref. No 014860 AC21BI2
Ref. No 014865 AC21M2



AM/FM60BI8 & AM/FM51BI8

The AM/FM antennas are broadband receiving antennas.

- Frequency range: 0,15-108 MHz
- Design: Whip with transformer

For other specifications – ask for a datasheet.

Ref no 4ft version: 014148
Ref no 8ft version: 014145



MOUNTS & ACCESSORIES

014975 4way Bracket – Stainless Steel, for deck or side mounting. To go with all –BI versions. Standard 1"x14 threads

Ref. no 014975

014985 Straight-Mount Bracket – Stainless Steel for deck mounting. To go with all –BI versions. Standard 1"x14 threads.




Ref.no 014985

014970 Adapter Tube – Stainless Steel – 1"x14 to be used when using –P version on a 4 Way Bracket/Straight-Mount Bracket

Ref.no 014970

014792 Shock Absorber – fits standard 1"x14 antenna mount. Compatible with Comrod's -BI antenna series. Spring base made of Stainless Steel. Meant for antennas 4ft. and below.

Ref. no 014792



RG 58 Cable with BNC and FME connector

2ft. (0.6m) (Pig Tail): Ref.no: 014770
16ft (5m): Ref.no: 014775
23ft (7m): Ref.no: 014780
40ft (12m): Ref.no: 014785



FLEXIBLE OPTIONS

COAXIAL CABLE – CABLE LOSS

Maximum recommended length*

MHz	RG 58	RG8, RG213
VHF	40' (12 m)	62' (19 m)
UHF	16' (5 m)	26' (8 m)

*) At this "maximum length" the cable will have 2dB loss. 2dB means that 40% of the signal is lost in the cable. This corresponds to range reduction of approximately 7 %.

If maximum cable length is exceeded, you have to use a pigtail to be able to connect a better cable on -BI antennas. The extra loss due to the pigtail is not measurable below 1000 MHz. At 1800 MHz the loss is below 10% - corresponding to range reduction of approximately 1-2 %.

When doubling the antenna height the benefit from having the antenna high up is however much bigger than the disadvantage due to the extra loss in the coaxial cable. Doubling the antenna height will normally give approximately 25% extra range.



DID YOU KNOW...

- That inside condensation and subsequent corrosion will destroy most communication antennas – without you even realizing what is going on?
- That the communication system onboard your craft is never better than the weakest component, which is often a poor antenna?
- That COMROD's antenna conductors are completely enclosed in polyurethane foam which fixes them firmly thus preventing breakage due to vibration? This polyurethane foam also eliminates condensation that keeps the conductor corrosion free – for life.
- That a flexible UV resistant polyurethane lacquer covers the polished surface of the outer tube for strength and durability?
- That all COMROD antennas withstand 125 mph (55 m/s) wind?
- That every antenna is tested before they leave the factory?

Components	Antenna Assemblies																
	AV51-BI	AV60-BI	AC11-BI/US: Combi. VHF/Cellular	AV17-BI/US: Combi. VHF/Cellular	AC15-BI/US: Ant. For Cellular	AC14: Ant. For Cellular	ASB25: HF Table Vers.	ASIM25: HF Mid Section	APB25: HF Top Whip Section	ESB25: Extension Bot. Sec.	ESIM25: Extension Mid. Sec.	4-way bracket, Option	Spring-BI, Option	UPS Shippable	Option		
ANTENNA ASSEMBLY																	
VHF 3 dB - 4 ft, 100 W	X														Opt	Opt	X
VHF 6 dB - 8 ft, 100 W		X															X
VHF 3 dB - 4 ft + Cellular 156 - 162 MHz, 50 W/890 - 960 MHz, 25 W			X												Opt	Opt	X
VHF 3 dB - 4 ft + Cellular/USA 156 - 162 MHz, 50 W/825 - 895 MHz, 25 W				X											Opt	Opt	X
Cellular 6 dB - 890 - 960 MHz, 100 W, 8 ft					X										Opt	Opt	X
Cellular 6 dB - 890 - 960 MHz, 100 W, 4 ft					X										Opt	Opt	X
Cellular/USA 6 dB - 825 - 895 MHz, 100 W, 8 ft						X									Opt	Opt	X
Cellular/USA 6 dB - 825 - 895 MHz, 100 W, 4 ft						X									Opt	Opt	X
Cellular broadband							X								Opt	Opt	X
825 - 895 MHz							X								Opt	Opt	X
880 - 960 MHz							X								Opt	Opt	X
1710 - 1880 MHz							X								Opt	Opt	X
1850 - 1990 MHz							X								Opt	Opt	X
Cellular broadband								X									X
825 - 895 MHz								X									X
880 - 960 MHz								X									X
1710 - 1880 MHz								X									X
1850 - 1990 MHz								X									X
16 ft VHF 6 dB		X											X				X
Matching HF Antenna AT53H/2									X		X						X
24 ft VHF 6 dB		X											X				X
Matching HF Antenna AT73H/3									X	X	X						X
16 ft HF 1 kW PEP 1.6-30 MHz (AT53H/2)										X		X					X
Matching 17 ft VHF 6 dB Antenna		X											X				X
24 ft HF 1 kW PEP 1.6-30 MHz (AT73H/2)										X	X	X					X
Matching 23 ft VHF 6 dB Antenna		X										X	X				X

The selection of a marine antenna must be made with great care, because even the best radio or radio system is worthless with a defective antenna. Vessels, from the deep sea fleet to fishing boats, workboats and pleasure craft benefit from our high quality products. Be uncompromising when you choose antennas.



COMROD
Reaching further

Fiskaavegen 1, N-4120 TAU, Norway

Tel: +47 51 74 05 00 Fax: +47 51 74 05 01

E-mail: sales@comrod.com www.comrod.com